


THE TOP



IT WON'T SPIN YOU BROKE!

A1059	CESIUM CHLORIDE PREP™	1 kg	\$127.50
A1250	CESIUM CHLORIDE SPECIAL BIO.™	100 gm	37.50
		1 kg	177.00
A1255	CESIUM CHLORIDE OPTI-MAX.™	100 gm	52.50
	0.01 MAX. DENSITY GRADIENT	1 kg	350.00

F.O.B. WESTBURY, NEW YORK TERMS: 2% 10 NET 30 DAYS

ACCURATE Chemical & Scientific Corporation

300 SHAMES DRIVE, WESTBURY, N.Y. 11590 • TEL: 516-433-4900 • WEST COAST SALES: 714-235-9400

Boston - 617-247-1648

Dallas - 214-641-1910


Miami - 305-371-6774

Chicago - 312-726-8309

Denver - 303-893-9399

N.Y. City - 212-724-7800

TO ORDER CALL TOLL FREE 1-800-645-6264 (Except N.Y. State call 516-433-4900)



***Serums—
from 15 years
of tissue culture experience.***

***Quality — from a century of
pharmaceutical discipline.***

Armour Pharmaceutical has been a pharmaceutically oriented group since our founding in 1886. Because of this orientation, we have the "pharmaceutical attitude" generated over the years by our self-imposed quality standards and those associated with changing regulatory demands.

We are more than just a biochemical manufacturer — we are a pharmaceutical company.

*Tissue Culture Reagents
REHATUIN®
NORMAL CALF SERUM
HORSE SERUM*

*Sterile Trypsin Solution
ENZAR®T*



Armour Pharmaceutical Company

Biochemicals — a commitment to the '80s

Armour Pharmaceutical Tissue Culture Reagents are of the highest quality available! Our production, R & D and QA facilities in Kankakee, Illinois are absolutely "state-of-the-science" modern. Plus, we retain the most qualified consultants to help keep us totally up-to-date on both processing and testing methods.

We are interested in answering your needs for serums. We pre-test to be sure that what you get is consistent with what you want.

In addition, we offer complete technical service as a valued and trustworthy resource to our customers.

REHATUIN®

(Fetal Bovine Serum Sterile Filtered)

Rehatuin is a sterile filtered fetal bovine serum collected by aseptic methods.

This aseptic collection minimizes the chances of bacterial contamination and resultant microbial endotoxins. Fetal bovine blood is collected in federally inspected packing houses. To insure the highest quality, the blood is immediately cooled, clotted and centrifuged. The pooled serum is pretested for growth promotion using at least four different cell lines and screened for the presence of mycoplasma and adventitious viral agents prior to sterile filtration. Rehatuin undergoes the same stringent USP XX sterility testing used in pharmaceutical operations. Rehatuin also meets federal regulations (9CFR-113.53) and is pre-tested to meet the needs of your unique cell lines.



The quality of your research is directly related to, the quality of the reagent you use.

NORMAL CALF SERUM

Normal calf serum is a sterile filtered serum derived from specially fed calves maintained on a special diet according to our specifications designed to yield serum with optimal growth properties. The serum is collected in federally inspected packing houses. The collection and rapid processing minimize the chances of bacterial contamination and resultant microbial endotoxins.

Normal calf serum is a low cost additive to tissue culture media for cell growth support. Our normal calf serum has been preselected to yield growth parameters equivalent to those obtained with fetal bovine serum in at least four different cell lines. We routinely pre-test the serum to meet your unique cell line needs.

HORSE SERUM

Horse serum is collected from horses approved by USDA veterinarians who assure the animals are healthy and free of infectious equine anemia, glanders and piroplasmiasis.

The blood is collected into sterile

containers and immediately chilled and centrifuged. The serum is sterile filtered through a final filter and packaged.

Horse serum is used in tissue culture media for growth promotion and is pre-tested to meet your unique cell line needs. Horse serum is also a valuable additive in the propagation of mycoplasma and bacteria in microbiology laboratories.

ENZAR®-T

(sterile Trypsin solution)

ENZAR®-T is a Trypsinizing concentrate prepared from porcine pancreatic enzymes. It contains enzymes naturally occurring in porcine pancreas (trypsin, chymotrypsin and elastase) and offers product uniformity never before attained.

ENZAR®-T solution is treated by a process which has been demonstrated to inactivate mycoplasma, bacteria, fungi and viruses. It retains its utility at normal refrigerator temperatures for at least three to four months.

ENZAR®-T solution can be used with excellent results in any cell system requiring Trypsinization.

For an interchange of technical information on Tissue Culture Reagents and Trypsin solutions, call 1-800-435-1852 (in Illinois 1-312-726-6851) or write: Technical Service Manager, Biochemicals Armour Pharmaceutical Company, P.O. Box 511, Kankakee, IL 60901



Armour Pharmaceutical Company

303 South Broadway, Tarrytown, NY 10591 • 1-914-631-8888

Biochemicals – a commitment to the '80s

On the interface of basic and applied science:

MICROBIOLOGY 1981

Editor: David Schlessinger

April 1981, 424 pages, clothbound. \$15.00 to members of ASM,
\$25.00 to others. ISBN: 0-914826-31-X

100 extended abstracts of recent conference and symposia reports bring to the scientist some of the most exciting new work in the following major areas:

REGULATORY MECHANISMS

- Regulatory Signals
- RNA Replication

GENE MOVEMENTS AND LABORATORY EVOLUTION

- Phage and Viral Site-Specific Recombination
- Molecular Genetics of Nitrogen Fixation
- Transposons as Tools in Microbial Genetics
- Molecular Evolution

INFECTIOUS DISEASES

- Newly Recognized Infectious Agents
- The Polymorphonuclear Leukocyte in Host Defense
- Candidiasis: an Infectious Disease of Increasing Importance
- Organization of Fungal Cell Surface

DIAGNOSTIC IMMUNOLOGY

GENETICS AND MOLECULAR BIOLOGY OF INDUSTRIAL MICROORGANISMS

In the words of David Schlessinger,

“New techniques make possible more powerful experiments and more powerful diagnostic techniques... science, no less than politics is the art of the possible.”

That art is amply illustrated in this new compendium of important recent research.

To order, complete the coupon, clip, and mail to:



**American Society
for Microbiology**
1913 I Street, NW
Washington, DC 20006

- I am a member of ASM. I have enclosed \$_____ for _____ copy(ies) (limit 3) of MICROBIOLOGY — 1981. Members *must* enclose payment.
- I am not a member of ASM. Please send me _____ copy(ies) of MICROBIOLOGY — 1981 @ \$25.00 each. I have enclosed \$_____. Send invoice.

Name

Address

City State Zip

INTERFERONS and Related Products

Interferon Sciences, Inc. has a dedicated staff with a decade of experience in interferons and related products. The first to develop methods for the large scale production of gamma (immune) interferon, Interferon Sciences offers both gamma and alpha human leukocyte interferons for laboratory research purposes and for clinical investigations conducted in accordance with FDA regulations.

HUMAN ALPHA INTERFERON is available in three liquid forms:

NATURAL

Sterile filtered, this form contains no less than 5,000 I.U./mg protein

PURE

Produced by modifications of the Cantell method, this form contains at least 1 million I.U./mg protein

ULTRA-PURE™

One of the purest forms of interferon, this form contains from 50 to over 100 million I.U./mg protein

HUMAN GAMMA INTERFERON is available in two liquid forms:

NATURAL

Sterile filtered, this form contains no less than 5,000 Units/mg protein

PURE

Produced from natural gamma interferon by methods developed at Interferon Sciences, Inc., this form contains from 1 to over 5 million Units/mg protein

ANTIBODIES to interferons (produced by conventional and hybridoma methods) are under development.


Interferon Sciences is committed to the study of the immune system and its modulation. For more information or for specific assistance with your research efforts, contact Interferon Sciences, Inc.



783 Jersey Avenue
New Brunswick, NJ 08901
Telephone: (201) 249-3250
Telex: TWX 710-480-6270
Answer Back NPD-EPIC-NBK

™Trademark of Interferon Sciences, Inc.

This publication is available in microform.



University Microfilms
International

Please send additional information
for

Name _____
Institution _____
Street _____
City _____
State _____

Zip _____

University Microfilms International
300 North Zeeb Road
Ann Arbor, Michigan 48106
U.S.A.

Napco® promises you:

No other water jacketed CO₂ incubator can match the new 6000 series.

Over 15 advanced features are making incubator history.

Here are a few of them.

More accurate control of chamber temperature.

By positioning sensors not only in the water jacket, *but in each separate chamber*, Napco permits more precise chamber monitoring than other water jacketed incubators.

The only water jacketed CO₂ incubator you can get really clean.



Shelf standards and plenums can be easily removed for

cleaning in five minutes. This leaves an empty, perfectly smooth chamber that can be swabbed for easy management of spores and contaminating organisms.


Unique wet-jet air flow system.

The exclusive wet-jet air flow system provides maximum chamber uniformity and assures the highest relative humidity available in any incubator.

And the list goes on.

Feature after feature are designed for your convenience and precision performance. Send for the complete brochure.

All Napco water-jacketed incubators are available in three space-saving models.



HEINICKE napco

National Appliance Company
Heinicke Instruments Company
3000 Taft Street, Hollywood, Fl. 33021
800-327-9783 or (305) 987-6101
Telex: 512610

If you should ever have an equipment breakdown... A Henicke/Napco Minute Man will be on his way to you in 48 hours. You'll seldom need the Minute Man service, because Henicke and Napco instruments are built to work. But if you do, dial toll-free 800-327-9783.

Ask your dealer's salesman today.
Curtin-Matheson, Fisher Scientific Co.,
Preiser, Sargent-Welch, S.G.A.,
Scientific, Scientific Products, Arthur H.
Thomas Co., In Canada: Canlab, Fisher
Scientific Co., Ltd., Sargent-Welch of
Canada Ltd.

Meeting the bacteriologist's need for a compact handbook of laboratory methods—

Manual of Methods for General Bacteriology

EDITOR-IN-CHIEF:
Philipp Gerhardt

SECTION EDITORS:
Ralph N. Costlow
Noel R. Krieg
R. G. E. Murray
Eugene W. Nester
G. Briggs Phillips
Willis A. Wood

Published and distributed by:



American Society for Microbiology
1913 I Street, NW
Washington, DC 20006

This new *Manual* covers all the taxa of bacteria, and its approach is generalized for both pure and applied bacteriology. Aimed at senior undergraduate and beginning graduate science majors, at teachers and researchers, the *Manual* provides practical descriptions of laboratory procedures that are known to be reliable and that are in frequent use. It will be an invaluable tool for all involved in bacteriology work in the laboratory setting.

The book comprises six sections, each of which is self-contained, with its own table of contents to help the reader find specific methods as easily as possible. The contents are listed below.

METHODOLOGY FOR GENERAL BACTERIOLOGY

MORPHOLOGY—Light Microscopy—Specimen Preparation for Light Microscopy—Determinative Methods of Light Microscopy—Electron Microscopy—Cell Fractionation

GROWTH—Biophysical Factors in Growth—Biochemical Factors in Growth—Enrichment and Isolation—Solid Culture—Liquid Culture—Growth Measurement—Preservation

GENETICS—Gene Mutation—Gene Transfer—Plasmids

METABOLISM—Physical Methods—Chemical Composition—Enzymatic Activity—Permeability and Transport

SYSTEMATICS—General Characterization—Numerical Taxonomy—Genetic Characterization

LABORATORY SAFETY—Sterilization—Containment and Disinfection

ADDENDUM—Diluents and Biomass Measurement

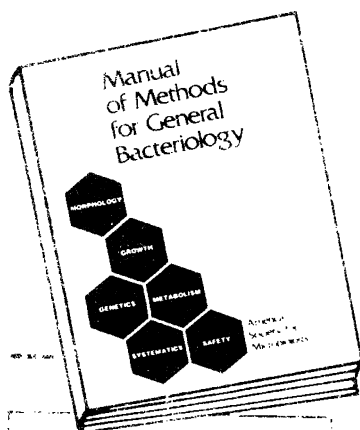
ORDERING INFORMATION

Publication date, March 1981. 525 pages, fully illustrated. Clothbound. Flexible binding.

ISBN: 0-914826-29-8

ISBN: 0-914826-30-1

\$28.00 (\$20.00 to Members of ASM) \$24.00 (\$17.00 to Members of ASM)



I am a member of ASM
and I am ordering _____ copy(ies).

My membership dues are:

\$18.00 (Cloth)

\$15.00 (Flexible)

My check is enclosed.

Please send me _____ copy(ies) of
MANUAL OF METHODS FOR GENERAL BACTERIOLOGY

\$25.00 (Cloth);

\$21.00 (Flexible)

Send book(s) to: _____ I have enclosed \$ _____

Name _____

Address _____

City, State, Zip _____

*How technological progress is advancing
the state of the art of clinical microbiology—*

RAPID METHODS and AUTOMATION in Microbiology

EDITOR: Richard C. Tilton

This new collection of research papers on a topic of increasing and critical interest promises to be of real assistance to clinical microbiologists, clinical pathologists, immunologists, medical technologists, and others who are caught up in the rapidly changing environment of microbiology. The speed of publication lends added utility to this survey of technologically advanced—and advancing—methods and procedures. The book, indeed, captures some of the excitement that was in the air at the meeting in May 1981 on which this volume is based: the Third International Symposium on Rapid Methods and Automation in Microbiology.

As the keynote seminar of the symposium suggested, topics of particular concern include systems approaches, evaluation, and the future of diagnostic systems in microbiology. The book fully develops the following areas:

- Computer Systems in Clinical Microbiology
- Rapid Detection of Microorganisms in Body Fluids
- Hydrophobic Grid-Membrane Microbiology
- Rapid Reporting in Microbiology
- Immunological Diagnosis of Infectious Diseases
- Chromatographic Analysis: A New Future for Clinical Microbiology
- Rapid Detection of Microorganisms in Urine
- Rapid Methods in Food Microbiology
- Systems Approaches to Diagnostic Microbiology
- Rapid Identification of Viral, Chlamydial, and Mycoplasmal Agents
- Rapid Identification of Clinically Important Anaerobes
- Applications of the Autobac System
- Clinical and Research Applications of the MS-2 System
- Nonautomated Rapid Methods in Microbiology

ORDERING INFORMATION:

May 1982. About 300 pages. Clothbound. \$30.00. ISBN: 0-914826-38-7

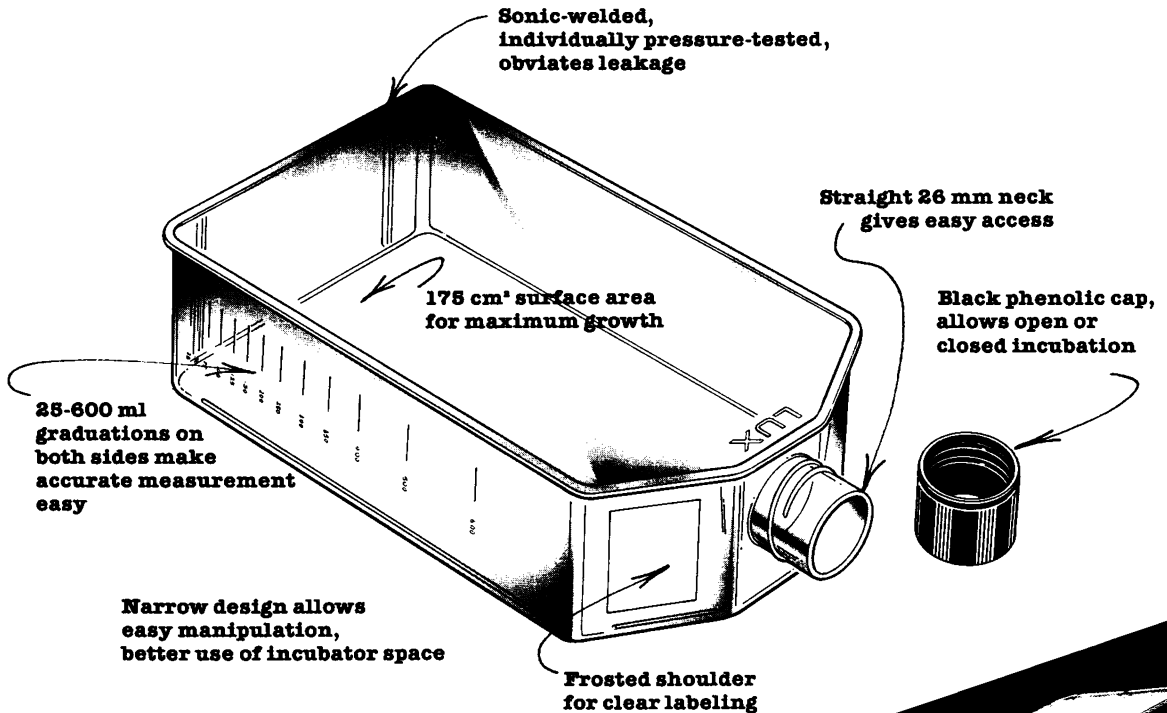
Order your copy from the publisher,

AMERICAN SOCIETY for MICROBIOLOGY

Publication Sales, 1913 I Street, NW / Washington, DC 20006

Better idea for bigger batches:

Unique design 650 ml LUX[®] Tissue Culture Flask



Positive stacking design for stability and space conservation during storage, transportation and incubation

Highlights- 650 ml Tissue Culture Flask

- Virgin polystyrene *especially treated* to assure optimal cell attachment and maximal cell yield
- Greater surface area for larger cell yields
- Very easy to manipulate and transport
- Optically clear, distortion-free surfaces for quick, accurate reading, minimal refocusing
- Each lot rigidly tested for sterility, cell attachment, growth and uniform confluency

For information describing our line of fine quality tissue culture flasks, dishes, tubes, multiwell plates, and coverslips contact: Lab-Tek Division, Miles Laboratories, Inc., 30 W 475 North Aurora Road, Naperville, IL 60566. To order Lux[®] Tissue Culture Ware contact our distributor: Flow Laboratories, Inc., McLean, Virginia.

Advancing
Technology
Committed to the
Tissue Culturist

© 1982 Lab-Tek Division, Miles Laboratories, Inc.

Lab-Tek
Division

MILES

SUBSTANTIAL SAVINGS ON THREE GRADES OF HIGHLY-PURIFIED BOVINE ALBUMIN FRACTION V's

BOVINE ALBUMIN FRACTION V

Form: Lyophilized powder.
Purity: 98% (Albumin) or greater by cellulose acetate electrophoresis.
Protein: 96% or greater.
pH: 7.0 ± 0.2.
Ash: Less than 2.0%.
Moisture: Less than 5.0%.
Solubility: Soluble in water or saline.
Storage: Store at 5°C or colder.

Product No. 10857

1 gram	\$ 1.50
5 grams	\$ 2.85
10 grams	\$ 3.80
50 grams	\$ 18.50
100 grams	\$ 33.00
500 grams	\$160.00
1 kilo	\$310.00

BOVINE ALBUMIN FRACTION V RIA Grade

Form: Lyophilized powder.
Purity: 98% (Albumin) or greater by cellulose acetate electrophoresis.
Protein: 96% or greater.
pH: 7.0 ± 0.2.
Ash: Less than 2.0%.
Moisture: Less than 5.0%.
Insulin: Negative to test sensitivity.
T_s, T_r, (RIA): Negative to test sensitivity.
Storage: Store at 5°C or colder.

Product No. 10868

5 grams	\$ 6.00
10 grams	\$ 11.00
50 grams	\$ 42.00
100 grams	\$ 71.00
1 kilo	\$640.00

BOVINE ALBUMIN FRACTION V Fatty Acid Poor

Form: Lyophilized powder.
Purity: 98% (Albumin) or greater by cellulose acetate electrophoresis.
Protein: 96% or greater.
pH: 7.0 ± 0.2.
Moisture: Less than 5.0%.
Free Fatty Acids: Less than 1.0 mg./g.
Esterified Fatty Acids: Less than 1.0 mg./g.
Storage: Store at 5°C or colder.

Product No. 10858

1 gram	\$ 2.75
5 grams	\$ 12.50
10 grams	\$ 22.50
25 grams	\$ 55.00
100 grams	\$200.00

Compare purity, compare prices, compare service, and you'll come to USB.

While others are raising their prices, we're holding the line on what we charge for highly-purified USB Bovine Albumin Fractions.

And what we charge is a great deal less.

For utmost purity with 100% reliability, 100% of the time.

With custom service, too, and personally responsive attention to your

every request for assistance.

That's how we do business right down our line of more than 5,000 biochemicals.

The products and services all are listed in our 1982 USB Catalogue, that's yours free just by writing us.

Stop overpaying for high purity biochemicals.

Compare purity, compare prices and you'll come to USB... for substantial savings on the finest biochemicals.



We're part of the solution.

United States Biochemical Corporation

P.O. Box 22400 • Cleveland, Ohio 44122 • 800-321-9322
Ohio and Canada, call collect 216-663-0330 • Telex: 980718

WRITE NOW FOR YOUR FREE 1982 USB CATALOGUE