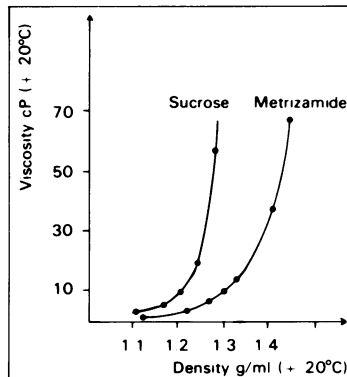


# A new density gradient medium Metrizamide

Metrizamide is a non-ionic tri iodinated benzamido derivative of glucose.



Metrizamide is a potentially useful compound for gradient centrifugation experiments at very low ionic strength. It forms solutions which while much denser than can be obtained with sucrose, are of relative low viscosity.

Metrizamide is an inert, non-cytotoxic compound showing an interference with the assay of enzymes and protein comparable to what is found with sucrose.

Metrizamide should therefore be a gradient medium most

useful in the isolation of cells, viruses as well as most sub-cellular particles.

Metrizamide has shown to be a successful gradient material in:

- the isopycnic gradient fractionation of unfixed ribonucleoprotein particles (1).
- the fractionation of nuclei from brain and liver tissue by zonal centrifugation (2).
- the fractionation of chromatin (3).
- the separation of mitochondria and lysosomes from rat liver homogenates (4).

#### References:

- 1) Mullock, B.M. & al.: *Biochem. Soc. Transactions* 1 (1973) 578
- 2) Mathias, A.P. & al.: *FEBS letters* 33 (1973) 18
- 3) Rickwood, D. & al.: *FEBS letters* 33 (1973) 221
- 4) Aas, M.: *Abstracts* 9, *Int. Congr. Biochem.* 1973



NYEGAARD & CO•AS

METRIZAMIDE can be ordered directly from:

GALLARD-SCHLESINGER

CHEMICAL MFG. CORP., 584 MINEOLA AVE., CARLE PLACE  
LI., N.Y. 11514 ■ (516) 333-5600



Please send:  Literature  Sample  
to:

Name .....

Address .....

Please use typewriter or block letters.

Now Available from A S M

# Cumitech 2

## Laboratory Diagnosis of Urinary Tract Infections

**By:** Arthur L. Barry, P. Byrd Smith,  
and Marvin Turck

**Coordinating Editor:** Thomas L. Gavan  
**Chairman of the Editorial Board**  
**of ASH CUMITECHS:** John C. Sherris

### Cumitech 2 covers the following topics:

- clinical considerations
- specimen collection
- recommended basic procedure
- bacteriologic examination
- limitations of the basic procedure
- recommended supplementary procedures for special situations
- chemical methods and bacteriologic kits for urinary tract infection screening
- unsuitable procedures

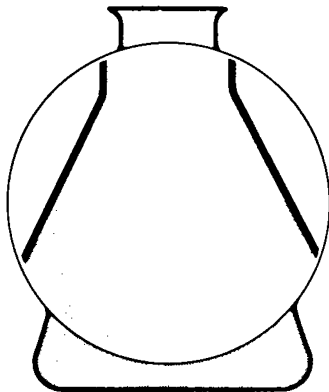
The pamphlet will be a useful working guide in the clinical laboratory and hospital.

#### ORDERING INFORMATION

CUMITECH 2, (April 1975) costs \$2.00 a copy.  
Quantity Discounts: 11 - 50 @ \$1.50; 51 - 100 @ \$1.00;  
101 - 250 @ \$0.75; 251 and more @ \$0.50

CUMITECH 1, BLOOD CULTURES (October 1974), is also available. Standing Orders to the CUMITECH series are welcome. If you would like to receive a copy of each CUMITECH published, you will be billed annually for the number of CUMITECHS (@ \$2.00 each) which you have received during the year.

Please direct all inquiries and orders to the publisher.




**AMERICAN SOCIETY FOR MICROBIOLOGY**

Publications Office  
1913 I Street, N.W., Washington, D. C. 20006

# And now...

## Sepharose CL



### Gel filtration and Affinity chromatography even in 6M GuHCl, organic solvents, 8M urea, 3M KSCN at pH3, pH12, 80°C

CROSS-LINKED SEPHAROSE is a new beaded agarose chromatographic medium with exceptional stability and extremely low non-specific adsorption. It can be used with confidence in the most extreme dissociating media including strong solutions of urea, guanidine hydrochloride and chaotropic salts. Sepharose CL can also be used in organic solvents.

You can sterilize Sepharose CL repeatedly by autoclaving at 110°C - 120°C. Cross-linked Sepharose is available in three types: Sepharose CL-2B, CL-4B and CL-6B.

Ask for the free booklet with data and details of the new techniques, from your supplier of Sephadex, Sepharose and other separation media.

 **Pharmacia  
Fine Chemicals**

Pharmacia Fine Chemicals  
800 Centennial Avenue  
PISCATAWAY  
New Jersey 08854  
Phone: (201) 469-1222

## **NEGATIVE STRAND VIRUSES, VOLUMES 1 and 2**

*(Papers based on a symposium held in Cambridge, England, July 22-27, 1973)*  
edited by B. W. J. MAHY and R. D. BARRY

This is the first publication dealing with properties common to the "negative strand" viruses, so called because they possess single-stranded genetic material which is of the opposite sense to that required for protein synthesis. The viruses involved are large lipid-containing RNA viruses, including the influenza, para-influenza, and rhabdoviruses. The biological properties of virus membranes and the interaction of viruses with cell membranes are considered in detail, and one of the special features of

this collection of articles is a novel theory concerning the origins of pandemics of influenza.

**VOLUME 1/MAIN HEADINGS:** Virion Structure. Nature of the Genome. Transcription and Translation of Virion RNA. Replication of Virion RNA.

1975, 568 pp., \$38.25/£14.50

**VOLUME 2/MAIN HEADINGS:** Synthesis of Virus-Specified Products. Genetics. Virus-Membrane Interactions.

1975, 428 pp., \$27.75/£10.50

## **EFFECTS OF INTERFERON ON CELLS, VIRUSES AND THE IMMUNE SYSTEM**

edited by A. GERALDES

Based on the proceedings of the Gulbenkian Institute Symposium on interferon, held in Portugal in September 1973, this book collates information on fundamental problems regarding mechanisms of induction and action and their regulation. The book discusses many major breakthroughs, and reviews the present state of interferon research. A considerable amount of emphasis is placed on the action of interferon on cell metabolism, its depressing influence on the immune

system, and its subsequent effect of grafts.

**MAIN HEADINGS:** Cell Hybrids and Uptake of Interferon. Interferon Induction, Mechanism and Its Regulation. Interferon Action at the Cellular Level: Antagonists. Interactions with the Immune System. Non Antiviral Effects at the Cellular Level. Mechanism of Action at the Molecular Level. Miscellaneous.

1975, 674 pp., \$31.75/£12.00

## **ADVANCES IN VIRUS RESEARCH, VOLUME 19**

edited by MAX A. LAUFFER, FREDERIK B. BANG,  
KARL MARAMOROSCH, and KENNETH M. SMITH

**CONTENTS:** *M. Zaitlin and R. N. Beachy*, The Use of Protoplasts and Separated Cells in Plant Virus Research. *E. M. J. Jaspars*, Plant Viruses with a Multipartite Genome. *L. C. Lane*, The Bromoviruses. *E. De Harven*, Remarks on the Ultrastructure of Type A, B, and C Virus Particles. *M. S. Hirsch and P. H.*

*Black*, Activation of Mammalian Leukemia Viruses. *D. P. Bolognesi*, Structural Components of RNA Tumor Viruses. *V. M. Zhdanov and T. I. Tikchonenko*, Viruses as a Factor of Evolution: Exchange of Genetic Information in Biosphere.

1974, 432 pp., \$28.50/£13.70

N.B.: Postage plus 50¢ handling charge on all orders not accompanied by payment.

*Prices subject to change without notice.*

**ACADEMIC PRESS, INC.**  
*A Subsidiary of Harcourt Brace Jovanovich, Publishers*  
111 FIFTH AVENUE, NEW YORK, N. Y. 10003  
24-28 OVAL ROAD, LONDON NW1 7DX

Essential Reading


# Manual of Clinical Microbiology, 2nd Edition

Completely revised and updated, this book is generally viewed as the definitive working guide in clinical microbiology. Contents:

- General • Aerobic Bacteria • Spirochetes
- Anaerobic Bacteria
- Susceptibility Testing of Antimicrobial Agents
- Immunoserological Tests
- Fungi • Parasites
- Viruses and Rickettsiae
- Infection Prevention — Quality Control
- Media, Reagents, and Stains

August 1974. 970 pages. 246 illustrations  
Hard cover: \$20.00. Flexible cover: \$15.00  
(Note: Available to ASM members at \$12.00 for the hard cover, \$8.00 for the flexible cover. If ordering at member rates, please remit payment with order.)

**AMERICAN SOCIETY FOR MICROBIOLOGY**  
Publication Sales  
1913 I Street, N.W., Washington, D.C. 20006



Flow Laboratories and Cell Raisers are trademarks of Flow Laboratories, Inc.

We have  
cultured  
Rabbit

...plus the old stand-bys WI38, monkey kidney and HeLa, etc. In our catalog FM60, these and many other items are available to the Cell Raiser. If you don't have our catalog, write.

Depend on the Cell Raisers at...



**Flow Laboratories**  
1710 Chapman Ave.  
Rockville, Md. 20852  
(301) 881-2900

# JOURNAL OF CLINICAL MICROBIOLOGY

**JOURNAL OF CLINICAL MICROBIOLOGY**, the latest addition to **ASM's** group of superb professional journals, started publication in January 1975. Clinical microbiologists, clinical pathologists, and medical technologists will all find this journal of exceptional value.

The Editor-in-Chief is **Dr. Albert Balows**, Director of the Bacteriology Division, Center for Disease Control, Atlanta. The Editors are **Dr. Lorraine Friedman**, Professor of Microbiology, Tulane University School of Medicine, New Orleans; **Dr. Henry D. Isenberg**, Long Island Jewish-Hillside Medical Center, Professor of Clin-

ical Pathology, State University of New York at Stony Brook; **Dr. Nathalie J. Schmidt**, Research Specialist, Viral and Rickettsial Disease Laboratory, California Department of Health, Berkeley; and **Dr. John A. Washington II**, Head of the Section of Clinical Microbiology, Mayo Clinic, Rochester, Minnesota.

The subscription rate for **JOURNAL OF CLINICAL MICROBIOLOGY**, which is published monthly, is \$50.00 a year.  
(Members of **ASM** may subscribe at a special membership rate.)

Please direct all inquiries and orders to the publisher...

## AMERICAN SOCIETY FOR MICROBIOLOGY

PUBLICATIONS OFFICE, 1913 I STREET, N.W., WASHINGTON, D.C. 20006

FIRST VOLUME  
IN A  
NEW ANNUAL SERIES:  
**MICROBIOLOGY-1974**

**MICROBIOLOGY - 1974** is the first volume in a new series designed to bring to the reader the proceedings of recent, important symposia, round tables, and conferences. The need for such a publication is evidenced by the decreasing number of members who are able to attend conferences, and by the difficulties experienced by all microbiologists in keeping up-to-date in light of the continuing diversification in the field.

Each volume is likely to contain the proceedings of one or more **ASM** Conferences, as well as symposia from the **ASM** Annual Meetings and the Interscience Conference on Antimicrobial Agents and Chemotherapy.

The first volume, **MICROBIOLOGY - 1974**, is a 314 page book, which includes the proceedings of the first **ASM** Conference on *Plasmids*, held in February 1974. It is supplemented by a memoir of Dr. T. Watanabe, one of the first workers on plasmids, by Professor D. Ushiba of Keio University. The book also contains two clinically oriented symposia from the 1974 Annual Meeting, one on *Vibrio parahaemolyticus* and one on *Roles of Iron in Host-Parasite Interactions*.

The portion of the book devoted to the First **ASM** Conference on Extrachromosomal Elements in Bacteria includes sections on:

Molecular and Genetic Analysis of Plasmids.  
Replication of Plasmids.  
Biological Activities of Plasmids.

In the words of David Schlessinger, Editor-in-Chief of the series, "... the first volume will concentrate on a few topics that I think are of interest to nearly everyone. Later, the series may be more diffuse, because developments are not uniform in all types of work; however, we will attempt to include material that will provide broth for everyone."

ORDERING INFORMATION:

Available at \$16.00

(ASM Members may purchase this publication for \$9.00)

DIRECT ALL ORDERS AND INQUIRIES TO:

**AMERICAN SOCIETY FOR MICROBIOLOGY**

PUBLICATIONS OFFICE, 1913 I STREET N.W. WASHINGTON, D.C. 20006